

Are you at risk for wet age-related macular degeneration (AMD)?

Early detection is important.

ForeseeHome[®] can detect wet AMD earlier to help preserve your vision



Your doctor recommends ForeseeHome because they care about preserving your vision.

Contact Notal Vision[®] at 1-888-910-2020, Monday-Friday, 8 AM to 8 PM EST, to ask questions about ForeseeHome and complete your enrollment.

ForeseeHOME[™]
AMD Monitoring Program



What is AMD and why your doctor takes it seriously

AMD, or age-related macular degeneration, is the most common reason for people like you to lose their eyesight.

AMD affects the macula at the back of your eye. This is the part of the retina that lets you see images directly in front of you, like faces or words on a page.



> **Normal retina**



> **Retina with macular degeneration**

One type of AMD is dry AMD

In dry AMD, changes occur in the cells of the macula. Fatty deposits, called drusen, build up in this area. As the size of these deposits increases, so does your risk of developing wet AMD. Dry AMD is the slow form of the disease, with changes you may not notice over time. About 85% of people with AMD have dry AMD.

Switching from dry AMD to wet AMD

About 10%-15% of people with dry AMD progress to a more aggressive form called wet AMD. In wet AMD, abnormal blood vessels suddenly leak fluid in the back of the eye without advance notice. This will cause permanent vision loss if left undetected.

Earlier detection of wet AMD lets your doctor intervene sooner and quickly begin treatment.

Symptoms of wet AMD

Wet AMD destroys the sharp, pinpoint vision needed to see objects clearly. You may lose your ability to read a book or computer screen, drive, watch television, or do other daily tasks because of distortion or blind spots in your central vision.



> *Normal vision*



> *Distortion*



> *Normal vision*



> *Central vision loss*


Wet AMD develops in people like you who already have dry AMD. The chances of dry AMD advancing to the more severe wet stage increase as dry AMD progresses over time. **In some cases, your chances of progressing from dry AMD to wet AMD within the next 5 years can be greater than 50%.**



Early is the best time to catch the progression to wet AMD and help preserve your vision

There are important steps you can take to reduce your risk of developing wet AMD. These include healthy lifestyle choices and taking AREDS2 vitamins daily. But it's also important to monitor your eyes with at-home testing. This will help find tiny changes in your vision much earlier than waiting for your next doctor visit. These changes, if not detected early, could lead to vision loss.

There are very effective treatments available for wet AMD. But once the disease starts, it will continue to advance until your doctor can begin treating you. So you have the best chance of maintaining good vision and your independence when treatment is started early in the disease process.

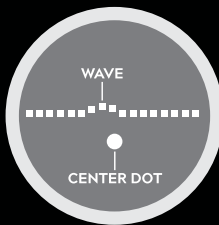


> The Amsler grid is part of an at-home program to monitor AMD, but when used alone, changes you see could already mean significant vision loss has occurred

Catching the progression to wet AMD as soon as possible before significant vision loss has occurred is critical.

With ForeseeHome, you can detect wet AMD earlier so your doctor can treat earlier

ForeseeHome is an advancement in at-home monitoring for the early detection of wet AMD. The ForeseeHome device lets you take a simple, daily test to check for tiny changes in your vision. These are changes that you would not typically see or notice on your own. If your doctor is alerted to these early changes to wet AMD, treatment can begin to preserve your vision.



> You use a mouse to click where a bump or wave in the dotted line has appeared on the screen.

- > Monthly reports are sent directly to your doctor's office. Testing results are available to your eye doctor 24/7 on the Notal Vision portal**
- > If a change in test scores is detected, your doctor is alerted so an appointment can be scheduled**

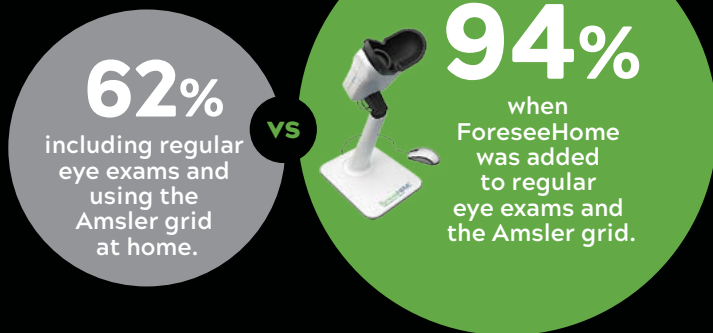


Help preserve your vision with ForeseeHome

Adding ForeseeHome to your home monitoring plan has been shown to help people who progressed from dry to wet AMD preserve good vision, allowing them to continue to drive, read, and remain independent.

Patients using ForeseeHome had a 94% rate of maintaining driving vision (20/40 or better) compared to 62% with standard methods of detection alone.

You have a much better chance of preserving good vision with ForeseeHome



ForeseeHome is not appropriate for all patients. If you have difficulty using a mouse or have other issues with your eyes, ForeseeHome may not be right for you. If this is the case, talk to your eye doctor about other at-home monitoring options to protect your vision.



Office visits triggered by using ForeseeHome as part of a home monitoring program were 16 times more likely to detect new cases of wet AMD compared with routine scheduled office visits in a large clinical trial.

ForeseeHome is more sensitive to changes in AMD than older home testing methods like the Amsler grid and telling your doctor about changes you notice in your vision.

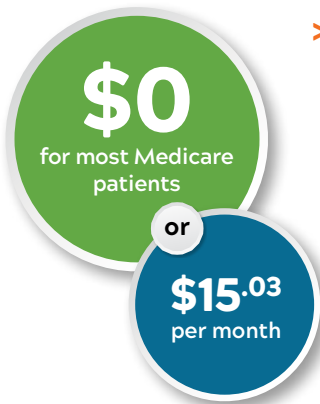
Patients preserved more of their vision when wet AMD was detected using ForeseeHome than waiting for a regular eye exam.

Adding ForeseeHome gives you a better chance of preserving good vision and remaining independent.



ForeseeHome is available with little to no out-of-pocket costs for the majority of patients

Our Patient Financial Services Department will work with all patients' insurance plans to determine and secure coverage.



> Patients with **Medicare and a secondary supplement plan** may have out-of-pocket costs as low as **\$0 per month**;


> Patients with **Medicare and no secondary supplement plan** will pay **\$15.03 per month** once their \$183 yearly Medicare Part B deductible is met;

> Patients with **Medicare Advantage Plans or commercial insurance** require further verification to determine a monthly out-of-pocket cost.

> **Financial Assistance Program:** Patients without coverage or who are unable to pay the out-of-pocket costs can apply for the Notal Vision Patient Financial Assistance Program, which allows qualified patients to use the device with no out-of-pocket costs.

To learn more about your coverage for the ForeseeHome AMD Monitoring Program, call 1-888-910-2020.

Setup is easy: simply plug the ForeseeHome device into a power outlet



- > If you have Wi-Fi, Notal Vision will give you a Wi-Fi-enabled device with simple setup instructions
- > If you don't have Wi-Fi, Notal Vision will send you a device that uses your existing phone line or one that connects automatically to Notal Vision like a cell phone
- > You do not need a home computer or internet connection

You can call us toll-free at 1-888-910-2020, Monday-Friday, 8 am to 8 pm, EST, for help setting up, getting started, or at any point during testing (dial “0” for a representative).

ForeseeHome is not appropriate for all patients. If you have difficulty using a mouse or have other issues with your eyes, ForeseeHome may not be right for you. If this is the case, talk to your eye doctor about other at-home monitoring options to protect your vision.

Call 1-888-910-2020, Monday-Friday, 8 AM to 8 PM EST, to get started

Notal Vision will contact you after receiving your order form to get you started. But you can call us Monday-Friday, 8 AM to 8 PM EST at 1-888-910-2020.



FDA Indication for Use

The ForeseeHome is intended for use in the detection and characterization of central and paracentral metamorphopsia (visual distortion) in patients with age-related macular degeneration, as an aid in monitoring progression of disease factors causing metamorphopsia including but not limited to choroidal neovascularization (CNV). It is intended to be used at home for patients with stable fixation.

The ForeseeHome AMD Monitoring Program is prescription use only and is intended to be used in addition to regular eye exams.

ForeseeHome is a registered trademark, and the ForeseeHome AMD Monitoring Program and logo and the Notal Vision logo are trademarks of Notal Vision.

ForeseeHome AMD Monitoring Program is covered by Medicare, subject to its coverage requirements for the test, to assess patients with dry AMD who are at risk of developing wet AMD.



ForeseeHome can detect wet AMD earlier to help preserve your vision

No out-of-pocket costs for the majority of Medicare patients

- > 3 minutes per eye per day
- > If a change in test scores is detected, your doctor is alerted so an appointment can be scheduled
- > ForeseeHome gives you a 94% chance of preserving driving vision (20/40 or better)



Call Notal Vision at 1-888-910-2020, Monday-Friday, 8 AM to 8 PM EST, to receive your device (dial “0” for a representative).

ForeseeHome is not appropriate for all patients. If you have difficulty using a mouse or have other issues with your eyes, ForeseeHome may not be right for you. If this is the case, talk to your eye doctor about other at-home monitoring options to protect your vision.

ForeseeHOME™

AMD Monitoring Program

www.foreseehome.com

ForeseeHome is a registered trademark, and the ForeseeHome AMD Monitoring Program and logo and the Notal Vision logo are trademarks of Notal Vision. © 2019 Notal Vision, Inc. All rights reserved.
SM-003.02

